

Medicare
g r o u p
المجموعة
الطبية


Medicare Group Q.P.S.C.

Investors Presentation 30 June 2020

Ahmed Bin Ali Street, Wadi Al Sail / Tel. : 44898804 - 44898805
Fax : 44898803 / C.R. No.18895 / P.O.Box : 6401 Doha - Qatar

شارع أحمد بن علي - وادي السيل / هاتف : ٤٤٨٩٨٨٠٤ - ٤٤٨٩٨٨٠٥
فاكس ٤٤٨٩٨٨٠٣ / سجل تجاري ١٨٨٩٥ / ص.ب : ٦٤٠١ الدوحة - قطر

Info@medicareqatar.com / www.medicareqatar.com



Who are we ?

Medicare Group Q.S.C. (MCGS) is a Qatari Shareholding Company listed in Qatar Stock Exchange. It was founded in late 1996. MCGS is specialized in establishing special hospitals and outpatient clinics providing healthcare and treatment services. MCGS undertakes to establish medical and healthcare projects and companies in general, including, Al-Ahli Hospital with a satellite clinic and urgent care unit in Al Wakra, Hemya (Healthy nutrition-specialized company), Re'aya (Home nursing services) and Enaya (Physical therapy services).



المستشفى الأهلي
AL-AHLI HOSPITAL



حمية
HEMYA

مركز الأهلي للتغذية الصحية

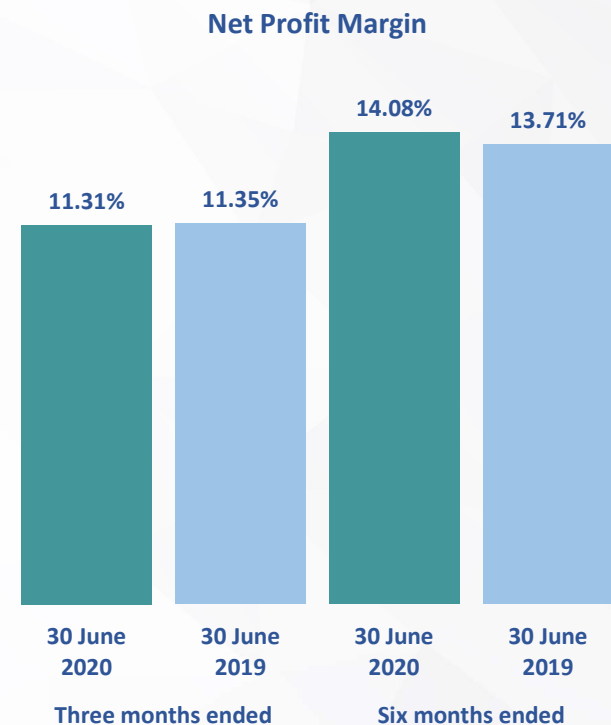
By Al Ahli Hospital





Profit or Loss for the three-month and six-month period ended 30 June 2020 (Millions of Qatari Riyals)

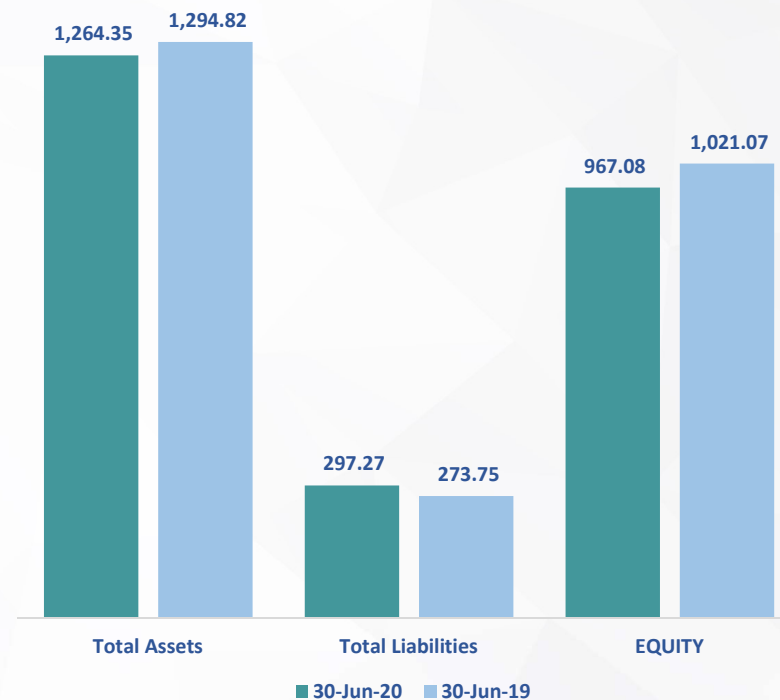
(Amounts in Millions)	Three months ended		Six months ended	
	30 June 2020	30 June 2019	30 June 2020	30 June 2019
Income				
Operating income	84.29	118.72	214.64	246.88
Other Income	2.60	2.70	6.25	6.56
Total Income	86.89	121.42	220.88	253.44
Expenses				
Operating costs	(54.86)	(75.26)	(131.57)	(150.50)
General and administrative expenses	(19.33)	(25.37)	(43.90)	(49.24)
Depreciation Expenses	(6.87)	(9.57)	(13.53)	(17.52)
Impairment of receivables and due to banks	4.53	4.15	0.05	(0.28)
Finance Cost	(0.83)	(1.89)	(1.70)	(2.06)
Total Expenses	(77.36)	(107.94)	(190.66)	(219.60)
Net profit for the period	9.53	13.48	30.22	33.84





Statement of Financial Position as of 30 June 2020 (Millions of Qatari Riyals)

	30-Jun-20	31-Dec-19
Non-current assets	1,106.76	1,104.83
Current assets	157.58	189.99
Total Assets	1,264.35	1,294.82
Current Liabilities	137.74	124.64
Non-Current Liabilities	159.53	149.11
Total Liabilities	297.27	273.75
EQUITY	967.08	1,021.07
Total Equity and liabilities	1,264.35	1,294.82





Statement of Cash flow for the six-month period ended 30 June 2020 (Millions of Qatari Riyals)

	30 June 2020	30 June 2019
Profit for the period	30.22	33.84
Net cash flows from operating activities	46.06	46.79
Net cash (used in) / from investing activities	16.98	(15.78)
Net cash flows (used in)/ from financing activities	(67.62)	(74.90)
Net (decrease) / increase in cash and cash equivalents	(4.58)	(43.89)
Cash and cash equivalents at 1 January	40.32	53.64
Cash and cash equivalents at period end	35.74	9.75



THANK YOU