



Medicare
g r o u p Q.P.S.C.
المجموعة
للخدمات الطبية

Medicare Group Q.P.S.C.

Investors Presentation
31 December 2020

Ahmed Bin Ali Street, Wadi Al Sail / Tel. : 44898804 - 44898805
Fax : 44898803 / C.R. No.18895 / P.O.Box : 6401 Doha - Qatar

شارع أحمد بن علي - وادي السيل / هاتف : ٤٤٨٩٨٨٠٤ - ٤٤٨٩٨٨٠٥
فاكس ٤٤٨٩٨٨٠٣ / سجل تجاري ١٨٨٩٥ / ص.ب : ٦٤٠١ الدوحة - قطر

Info@medicareqatar.com / www.medicareqatar.com



Who are we ?

Medicare Group Q.S.C. (MCGS) is a Qatari Shareholding Company listed in Qatar Stock Exchange. It was founded in late 1996. MCGS is specialized in establishing special hospitals and outpatient clinics providing healthcare and treatment services. MCGS undertakes to establish medical and healthcare projects and companies in general, including, Al-Ahli Hospital with a satellite clinic and urgent care unit in Al Wakra, Hemya (Healthy nutrition-specialized company), Re'aya (Home nursing services) and Enaya (Physical therapy services).



المستشفى الأهلي
AL-AHLI HOSPITAL



حمية

HEMYA

مركز الأهلي للتغذية الصحية

By Al Ahli Hospital

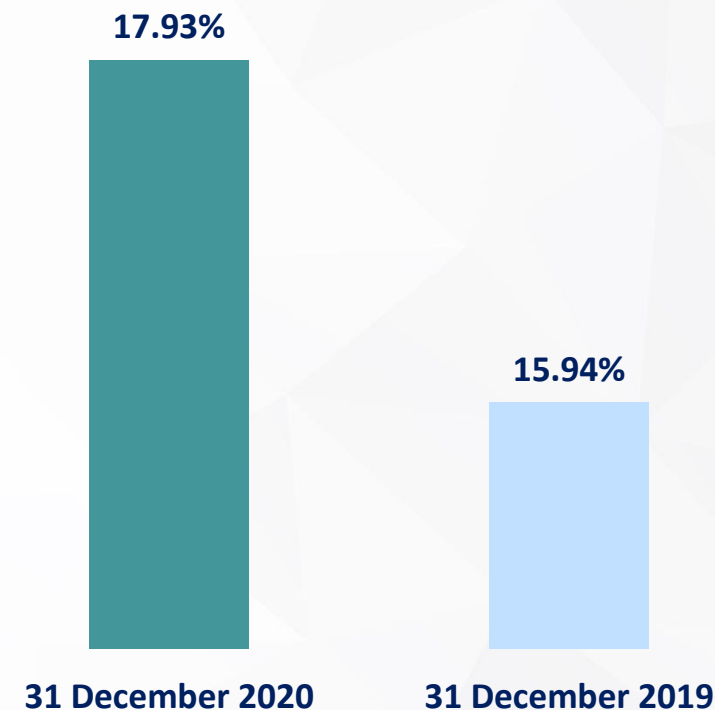




Profit or Loss for the period ended 31 December 2020 (Millions of Qatari Riyals)

	31 December 2020	31 December 2019
Income		
Operating income	476.80	490.68
Other Income	10.44	10.01
Total Income	487.23	500.69
Expenses		
Operating costs	(289.79)	(300.65)
General and administrative expenses	(89.07)	(97.59)
Depreciation Expenses	(19.55)	(20.31)
Reversal of expected credit losses on due from banks	0.05	0.01
Finance Cost	(3.36)	(3.95)
Total Expenses	(401.72)	(422.49)
Net profit for the period	85.51	78.20

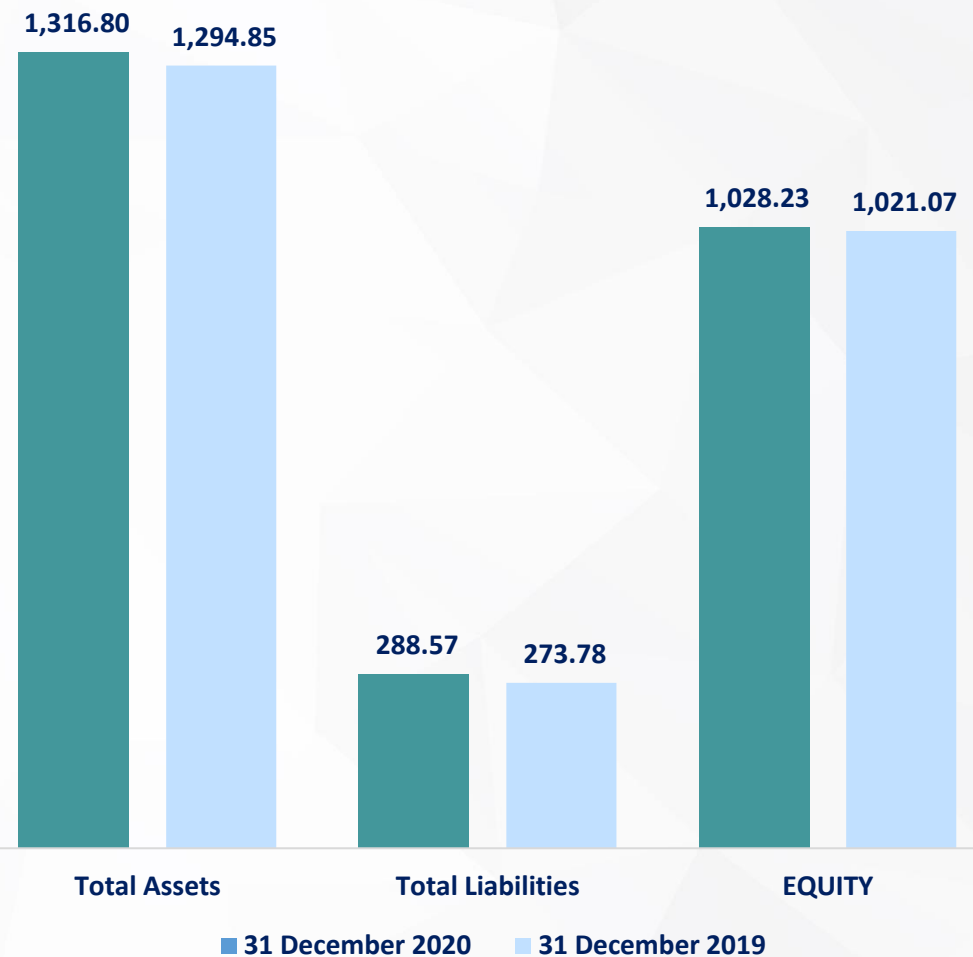
Net Profit Margin






Statement of Financial Position as of 31 December 2020 (Millions of Qatari Riyals)

	31 December 2020	31 December 2019
Non-current assets	1,131.70	1,104.83
Current assets	185.09	190.02
Total Assets	1,316.80	1,294.85
Current Liabilities	133.12	124.67
Non-Current Liabilities	155.45	149.11
Total Liabilities	288.57	273.78
EQUITY	1,028.23	1,021.07
Total Equity and liabilities	1,316.80	1,294.85





Statement of Cash flow for the period ended 31 December 2020 (Millions of Qatari Riyals)

	31 December 2020	31 December 2019
Profit for the year	85.51	78.20
Net cash flows from operating activities	114.84	121.27
Net cash (used in) / from investing activities	(13.57)	(46.00)
Net cash flows (used in)/ from financing activities	(77.47)	(88.64)
Net (decrease) / increase in cash and cash equivalents	23.81	(13.37)
Cash and cash equivalents at 1 January	40.35	53.72
Cash and cash equivalents at period end	64.15	40.35



THANK YOU